Supporting Information for

Effectively Elevating Ceramic Fillers' Dispersity in Gel Hybrid Electrolyte through Bridge−Linked Construction for High Performance Lithium Metal Batteries

Minghua Chen*, Wannian Liu, Ziyu Yue, Yang Wang, Yixin Wu, Yu Li, Zhen Chen*

Key Laboratory of Engineering Dielectric and Applications (Ministry of Education), School of Electrical and Electronic Engineering, Harbin University of Science and Technology, Harbin 150080, P. R. China

*Correspondence: mhchen@hrbust.edu.cn (M.C.); chen.zhen@hrbust.edu.cn (Z.C.)

(a)

Elements	Weight Percentage	Atoms Percent
C K	51.02	72.79
O K	20.05	21.47
Si K	0.00	0.00
Ti K	9.26	3.31
La L	19.67	2.43
Total quantity	100.00	

(b)

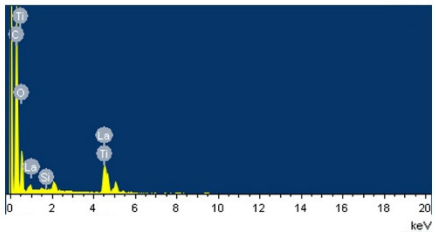

(c)



Figure S1. (a) EDS results and (b) spectrum of LLTO nanorods shown in a (c) region.

(a)

Elements	Weight Percentage	Atoms Percent
C K	39.95	63.70
O K	23.42	28.03
Si K	0.25	0.17
Ti K	11.78	4.71
La L	24.61	3.39
Total quantity	100.00	

(b)

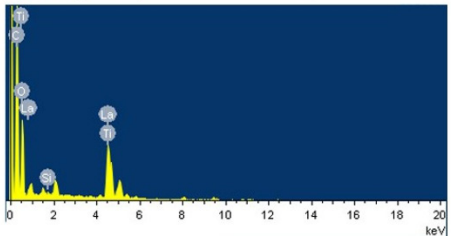

(c)



Figure S2. (a) EDS results and (b) spectrum of K−LLTO nanorods shown in a (c) region.



Figure S3. (a) SEM image and (b-e) corresponding EDS mappings of (b) La, (c) O, (d) Ti and (e) Si elements of LLTO nanorods.



Figure S4. (a) SEM image and (b-e) corresponding EDS mappings of (b) La, (c) O, (d) Ti and (e) Si elements of K−LLTO nanorods.



Figure S5. Comparative mechanical strength tests of GPE and 10% dGHE.

Video S1 is attached as Electronic Supplementary Information to qualitatively illustrate the mechanical strength of GPE and 10% dGHE.